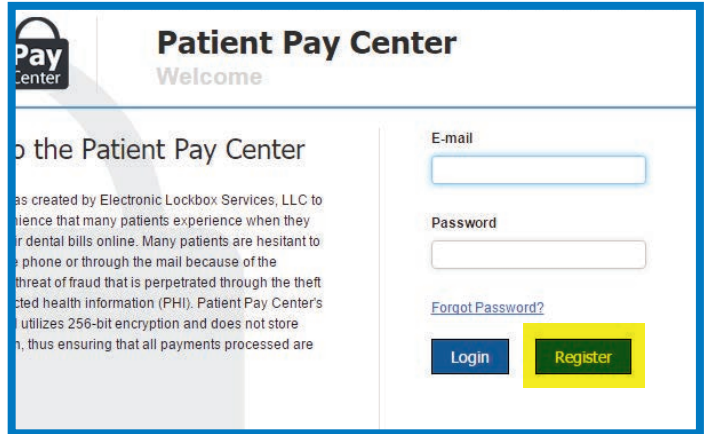


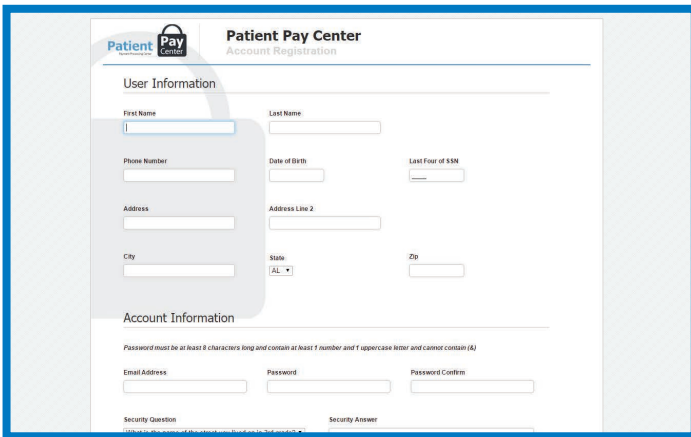
How to use the secure online bill payment.



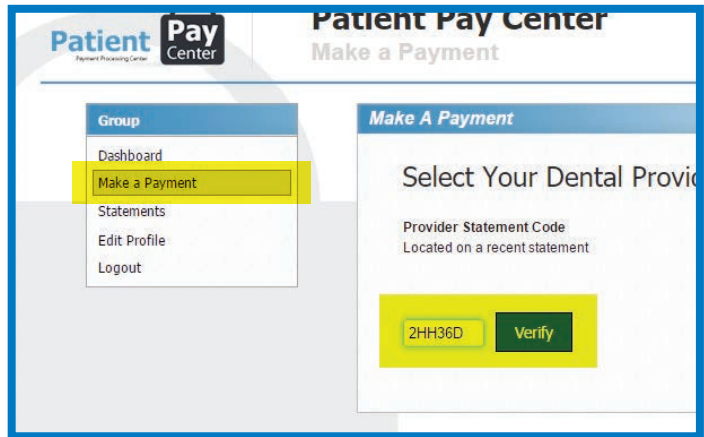
1 Go to southuniversitydental.com/bill-pay
Click the "Make Online Bill Payment" button.



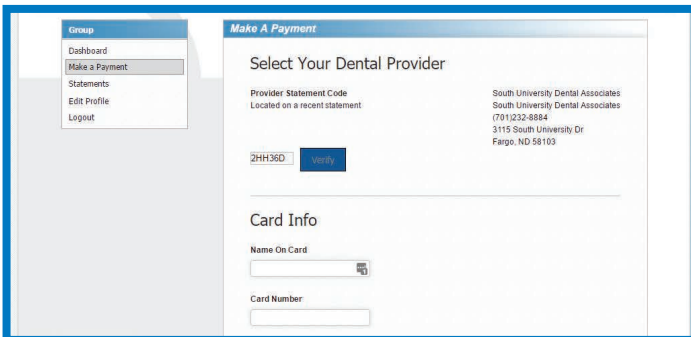
2 Register your account with our easy and secure account creation form.



3 Complete registration form, after submitting, we will send you an email to confirm your account. Click on that email link and login to your account.



4 Select "May a Payment" on left side. Enter the office statement code: **2HH36D** to make your payment. Click verify and confirm that you have selected South University Dental Associates for your dental provider.



5 Complete credit card payment information, enter the amount due from your paper statement and click submit.

